

Three year review of Institutional Moodle use

Academic Support, Technology & Innovation

Janice Button

Prof Neil Witt and Dr Anne McDermott

**INNOVATE
WITH
PLYMOUTH
UNIVERSITY**



www.plymouth.ac.uk/asti



asti@plymouth.ac.uk



[@PlymUniASTI](https://twitter.com/PlymUniASTI)



[/PlymUniASTI](https://facebook.com/PlymUniASTI)

Background

Moodle was launched for September 2014

Early Adopters for out-of-the-box Moodle from Feb/March '14

Call to be involved in shaping your DLE

Access to all staff from May

Agile iterative 2 week development cycle (within Prince2 framework)

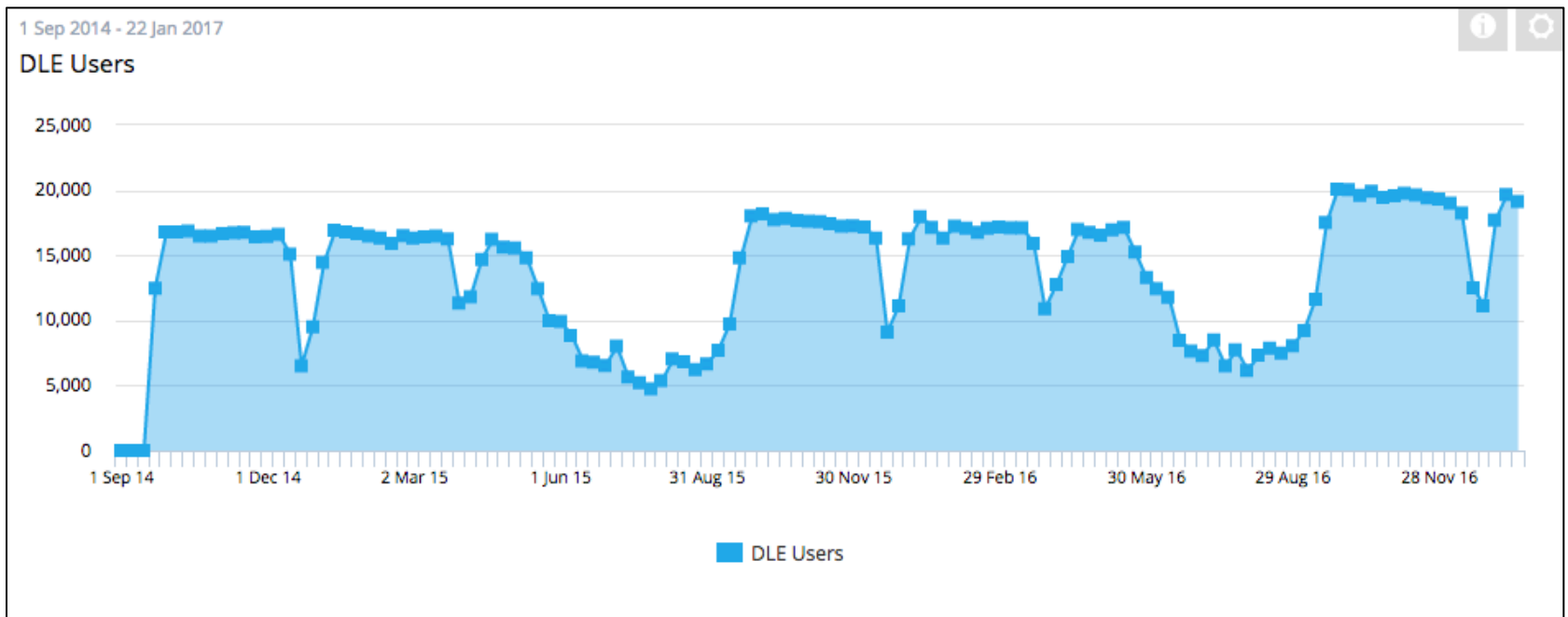
Fortnightly show and tells

Main Aims

The overall approach:

- DLE integrated approach with SSO
- Minimum viable product
- Focus on Minimum Module requirements (limited some choice and functionality in a sea of new functionality)
- Aim to progress to “More with Moodle”
- Faculty focused support teams

Current Use



Current Use

2015 and 2016 Moodle Activity

	2015	2016	Increase 2015-16
Average number of Term-time users	16,069	18,025	12.1%
Peak number of users	18,179	20,076	10.4%
Users over Christmas break	9,090	11,110	22.2%
Users over Easter break	11,317	12,373	9.33%
Total times accessed	10,799,393	12,157,881	12.6%
Average number of weekly accesses	203,767	240,001	17.8%
Average number of term-time weekly accesses	282,050	322,848	14.5%

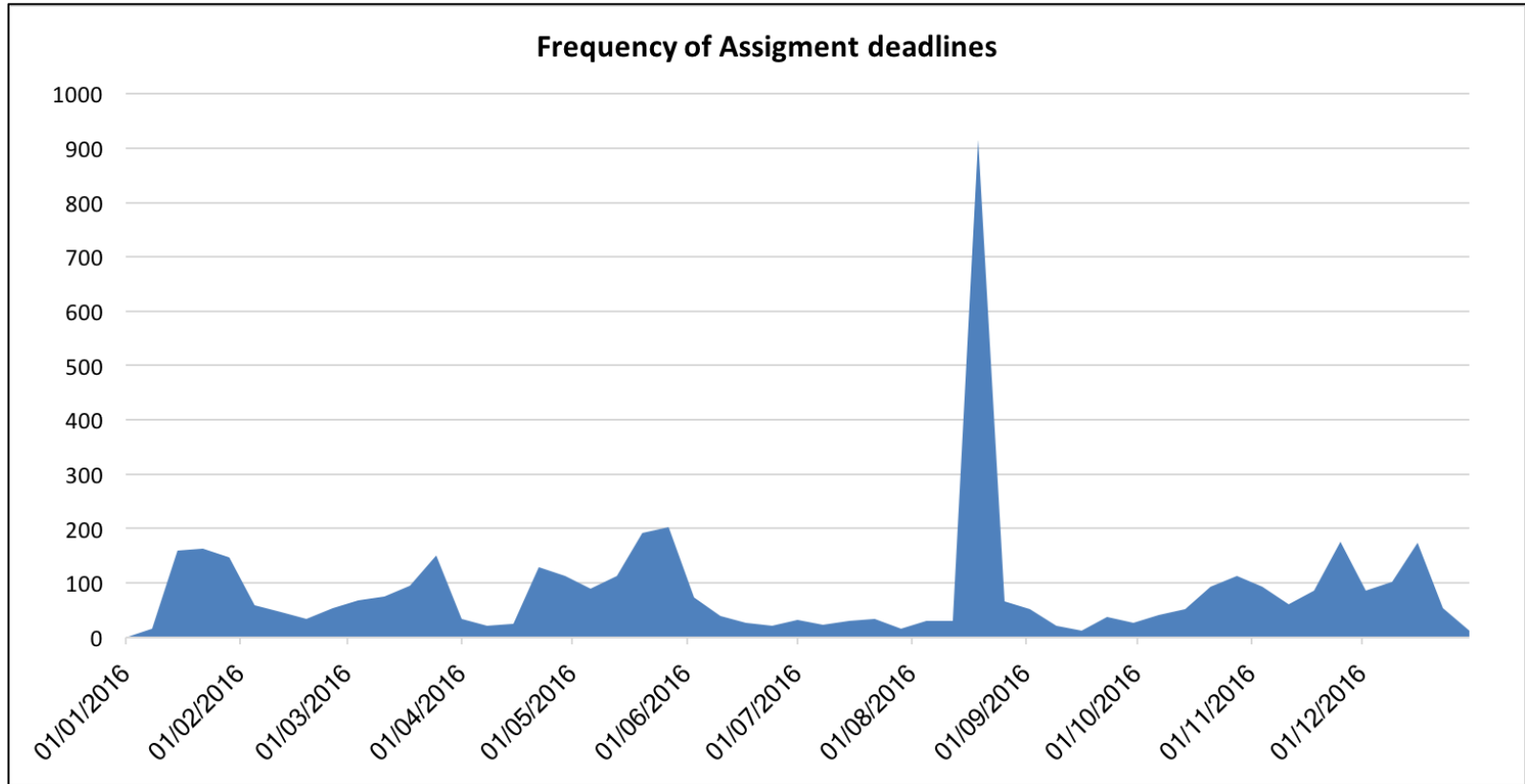
Current Use

DLE Resource usage

Resource	2014	2015	2016	Increase 2015-16
Module/Programme sites	3,593	5,181	5,972	15.2%
Embedded Equella resources	23,195	34,570	67,647	95.6%
Modules using Chat	49	217	335	54.4%
Modules using formative quizzes	279	1,029	2,692	161.6%
Modules using Wikis	48	302	602	99.3%
No. of Assignments	627	1,313	9,353	612.3%

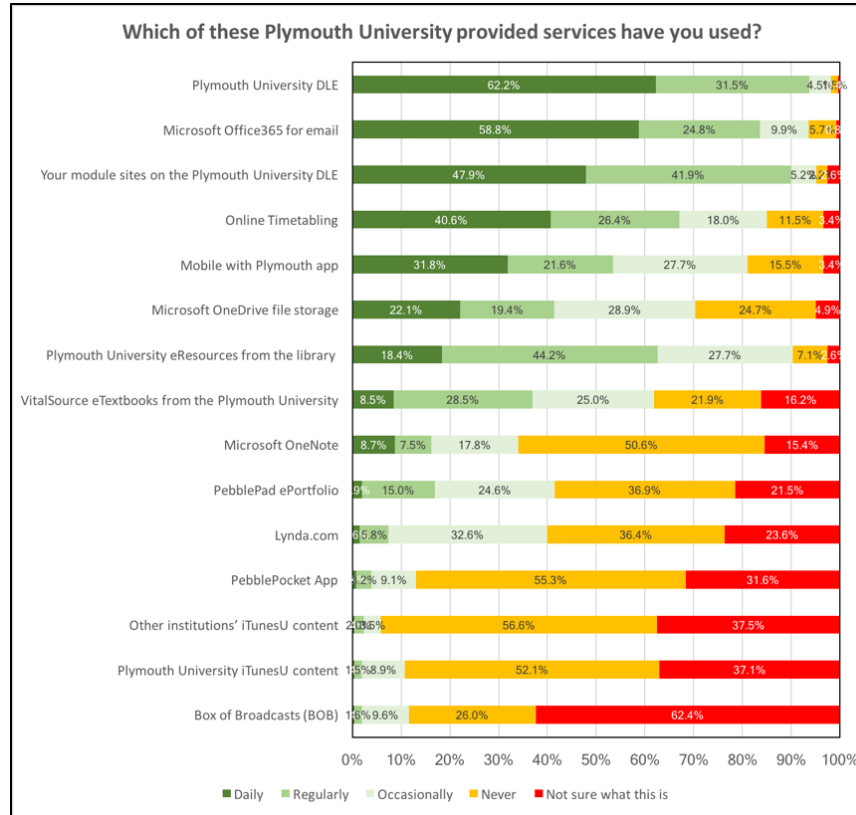
As the DLE has become more embedded into practice the number of associated resources and functions has increased

Current Use



Resists: 900 assignment deadlines in 1 week in August.

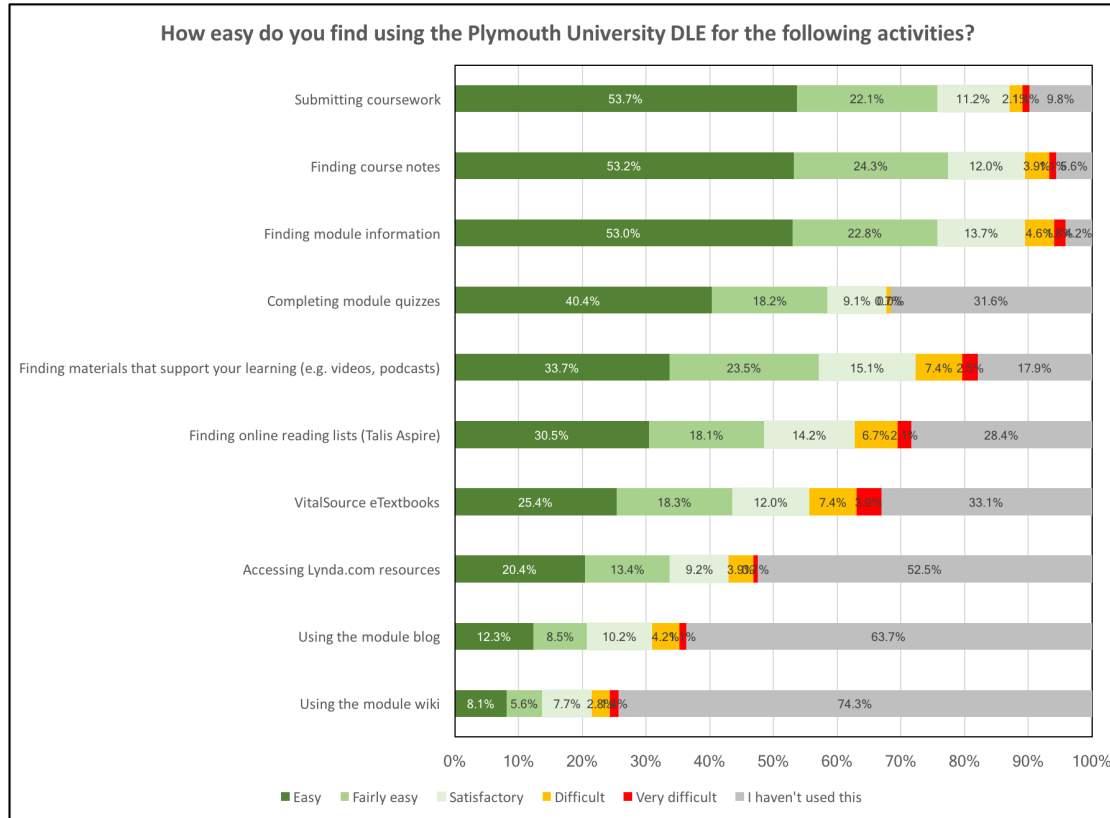
Current Perceptions



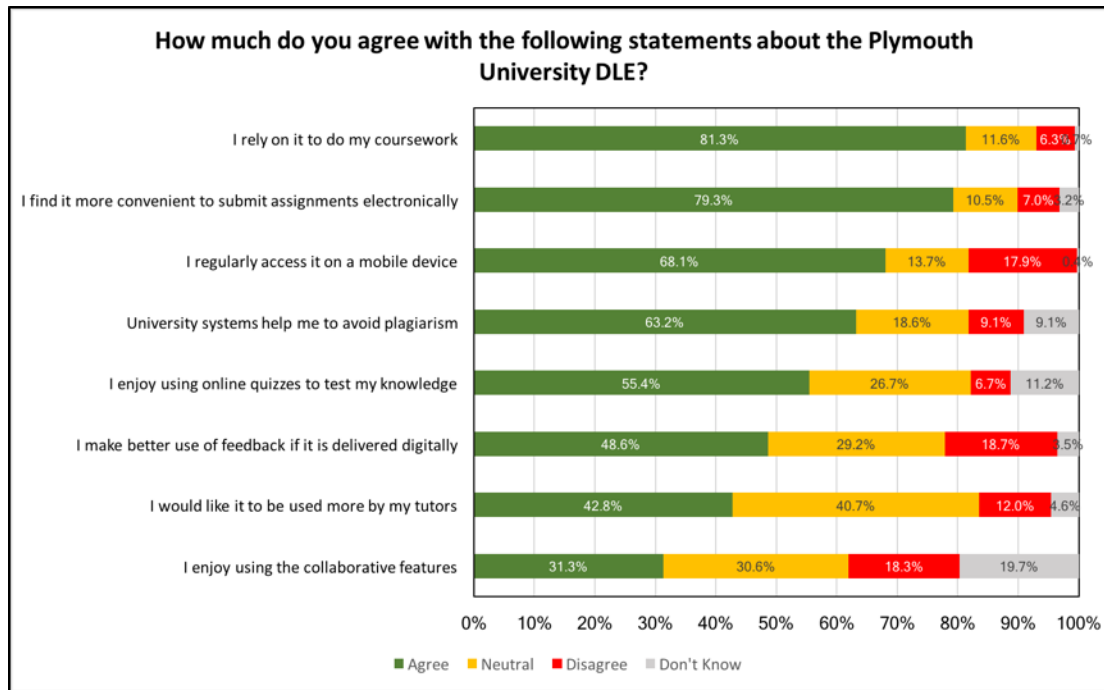
Current Perceptions

Service you have used	2015	2016
Plymouth University DLE	95.2%	98.1%
Your module sites on the Plymouth University DLE	93.2%	95.1%

Current Perceptions



Current Perceptions



Current Perceptions

- When asked would they like the DLE to be used more by their tutors 42.8% percent responded that they would (compared to 61.1% in 2015).

Future Direction

- Now we are utilising more of the available features we want to add more!
- 3.2 Upgrade (Global search)
- Learning Analytics (JISC) (Course design evaluation)
- Gradebook (!)
- Theme / UI / Front page review (Personalised My Dashboard)
- Office 365 Integration
- Online Exams provision
- Mobile

Questions?

Thank You

janice.button@plymouth.ac.uk